



INSTRUCTIONS

for setting up your Individual team members' Fundraising Pages with



WANT INDIVIDUAL TEAM MEMBER PAGES AS WELL?

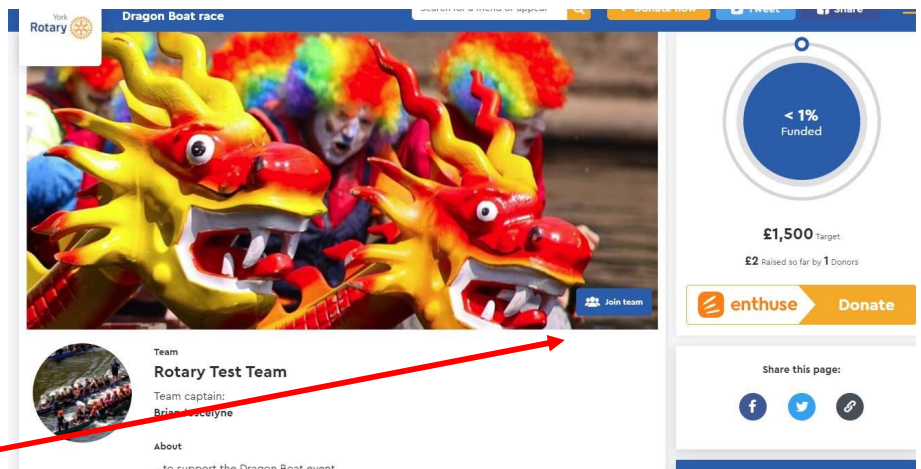
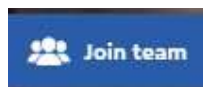
If your team members wish to set up their own fundraising pages to support your team's target, they can now do so, but **ONLY by setting them up from your Team Page** (otherwise we have no record of who they are fundraising for!)

Here's how:

1. Ensure you have the url for YOUR TEAM's fundraising page
(The Team Captain should be able to provide you with this)

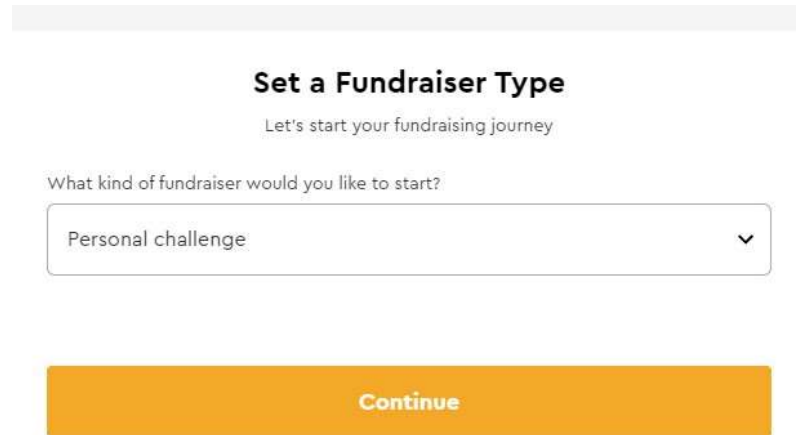
2. Open your team's page in Enthuse....
It will look like this....

Click on



3. Sign in to create an account with Enthuse (a very simple process)

4. Under "Set a Fundraiser Type" choose "Personal Challenge"



Set a Fundraiser Type
Let's start your fundraising journey

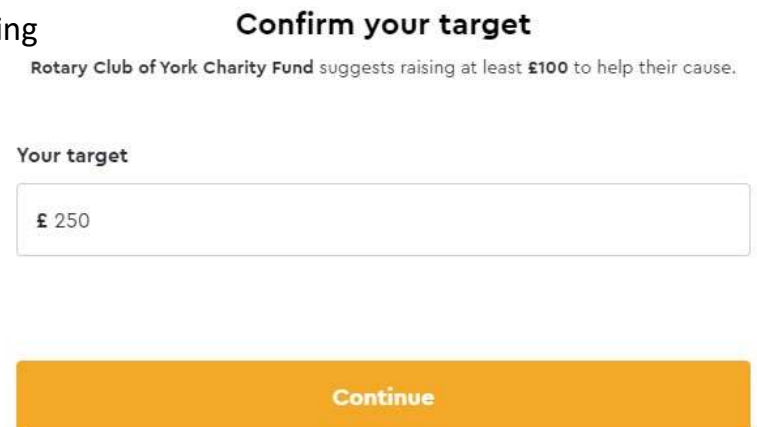
What kind of fundraiser would you like to start?

Personal challenge

Continue

5. Under "Personal Challenge" enter the details of the Dragon Boat Challenge (14 July 2024)

6. Enter your personal £ fundraising target to help your team's sponsorship efforts (This should be at least £120)



Confirm your target

Rotary Club of York Charity Fund suggests raising at least £100 to help their cause.

Your target

£ 250

Continue

6. On the following pages you can add a team logo and a “Header” image if you wish to

(note: you can do this later and make changes, which might be easier)

7. Enter the page title you'd like to see displayed; and some text about your participation in the Challenge

Write your story

Let your supporters know what you're raising money for.

Your page title

Why I'm fundraising for Rotary Club of York Charity Fund [Help](#)

Styles | Normal | **B** | *I* | ~~S~~ | | | | | |

Raising money for our charity xxxxxx

[Continue](#)

8. Your page will be given a “url”
Which you can customise.

Customise your page link

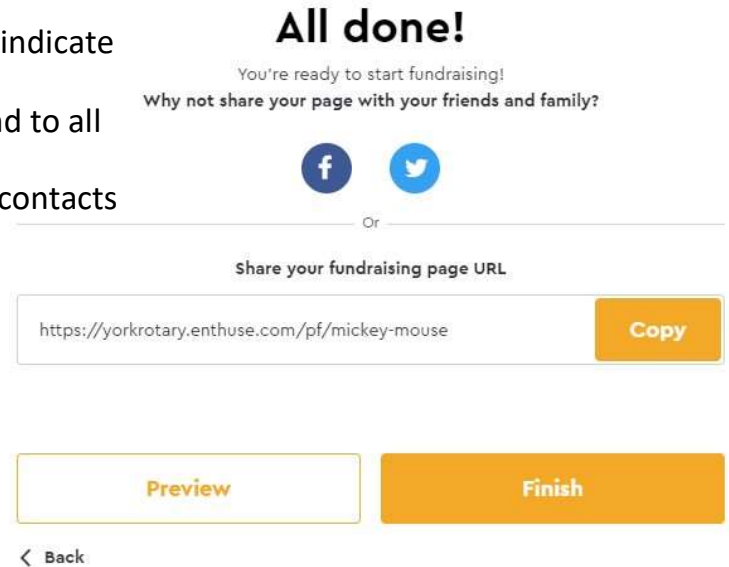
Customise your page link to make it personal

Custom URL

<https://yorkrotary.enthuse.com/pf/mickey-mouse>

[Continue](#)

8. You are then all done! This page will indicate the url that you should COPY and send to all your friends, family and social media contacts so they can find your page. You can preview the page before finishing!



Once the page is set up you can edit photos, text etc and add updates of your progress as you wish.

LATER EDITING

You can edit your Fundraising page at any time by logging in to your Enthuse account and from the top menu choosing "Manage / My Fundraising Pages"

