



INSTRUCTIONS

For setting up your Team's Fundraising Page with



1. When you click **START HERE**, you will be taken to our Dragon Boat Event page on the Enthuse platform
<https://yorkrotary.enthuse.com/cf/york-dragon-boat-challenge>

2. Click  at the top of the page.

Note: Do NOT use the other buttons (Fundraise for Us / Donate)

3. Sign in to create an account with Enthuse (a very simple process)

4. Add your **Team Name** (this should be the same team name you have registered with us for the event)

Give your team a name!

Team name:

(add your registered Team Name here)

Continue

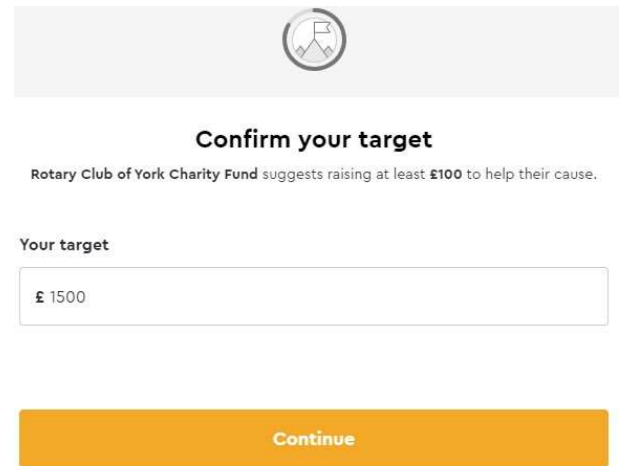
5. Enter your £ target (*IGNORE THE "SUGGESTION" OF £100; for a team this must be at least £1500, preferably much more!*)

6. On the following pages you can add a team logo and a "Header" image if you wish to (note: you can do this later and make changes, which might be easier); then add some text where indicated.

7. Your page will be given a "url" which you can customise if you wish.

8. You are then all done! This page will indicate the **url** that you should COPY and send to all your team's supporters so they can find your page.

You can also preview the page before finishing.

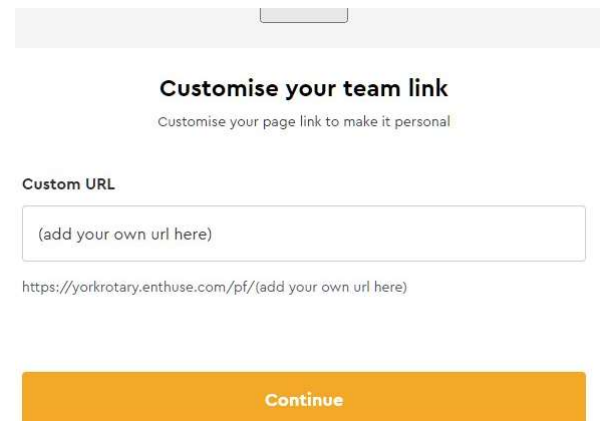


Confirm your target
Rotary Club of York Charity Fund suggests raising at least £100 to help their cause.

Your target

£ 1500

Continue



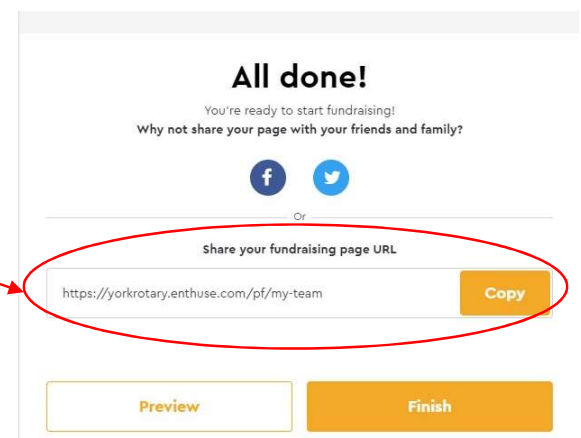
Customise your team link
Customise your page link to make it personal

Custom URL

(add your own url here)

https://yorkrotary.enthuse.com/pf/(add your own url here)

Continue



All done!
You're ready to start fundraising!
Why not share your page with your friends and family?

Or

Share your fundraising page URL

https://yorkrotary.enthuse.com/pf/my-team **Copy**

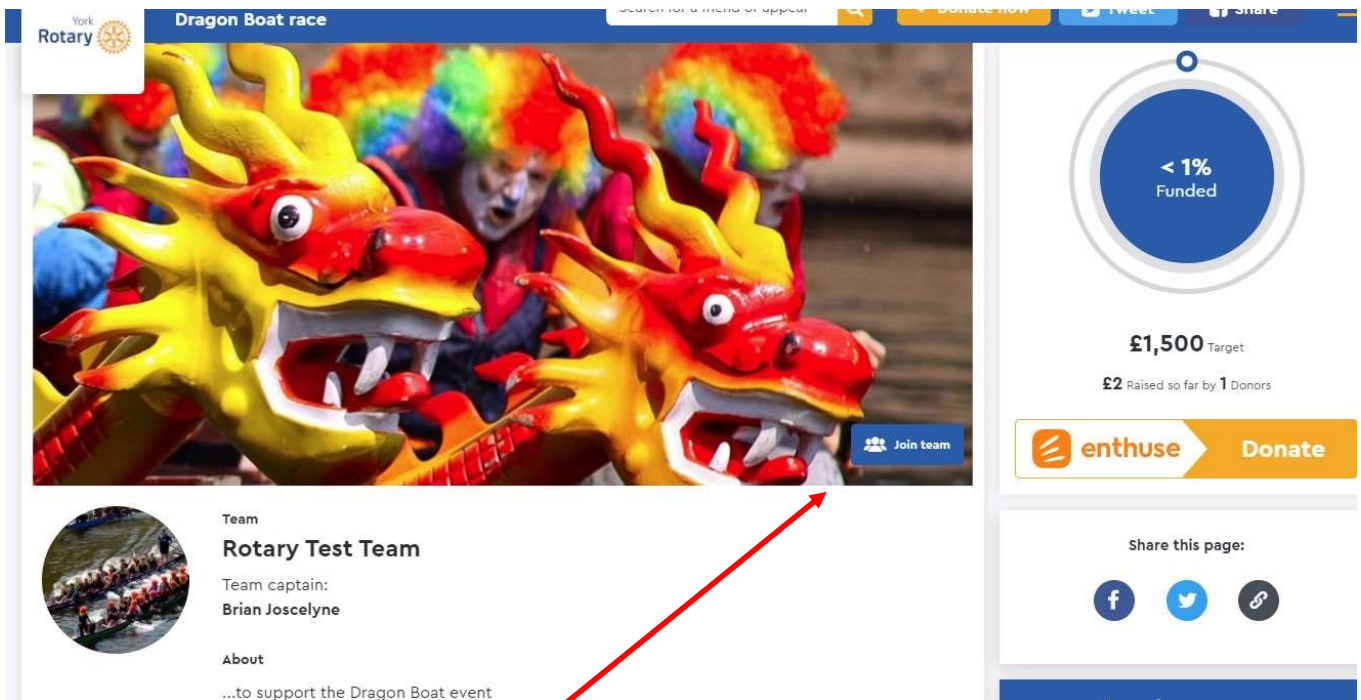
Preview **Finish**


WANT INDIVIDUAL TEAM MEMBER PAGES AS WELL?

If your team members wish to set up their own fundraising pages to support your team's target, they can now do so, but **ONLY by setting them up from your Team Page** (otherwise we have no record of who they are fundraising for!)

Here's how:

1. Go to your **team's page** on Enthuse (the url referred to above)
- as an example....



2. Click 
3. Create an account and follow the steps (similar to those described above)

All the donations raised on their individual page will automatically be added to your Team's fundraising totals. Friends etc. can therefore donate either - on the individual's page (as above)
or - via the Team's main page.